



Replacement Manual


FOR Minolta Bizhub C452/C552/C652 Imaging Unit C,M, or Y chips





(1) Remove these screws



(2) Then disconnect the tube of the PIPE, and remove the sliding door.




(3) Remove the handle of the Cleaner.



(4) Move carefully the grey cover on the front.

Now is possible to see the OEM chip.



(5) Take out the OEM chip and install compatible new chip.

For more information, contact us as below:

E-mail: info@tonerchips.com