







Instruction Manual For Samsung CLT-406S chip

	<p>Find out the OEM chip.</p>
	<p>Use tool to cut out the RED area as the left picture.</p>
	<p>Then you can see the OEM chip.</p>
	<p>Take out the OEM chip.</p>
	<p>Insert our compatible new chip to the cartridge.</p> <p>Please notice the direction of the chip. The breach must under the golden contact and on the left side.</p>
	<p>Install the cartridge into the printer.</p>